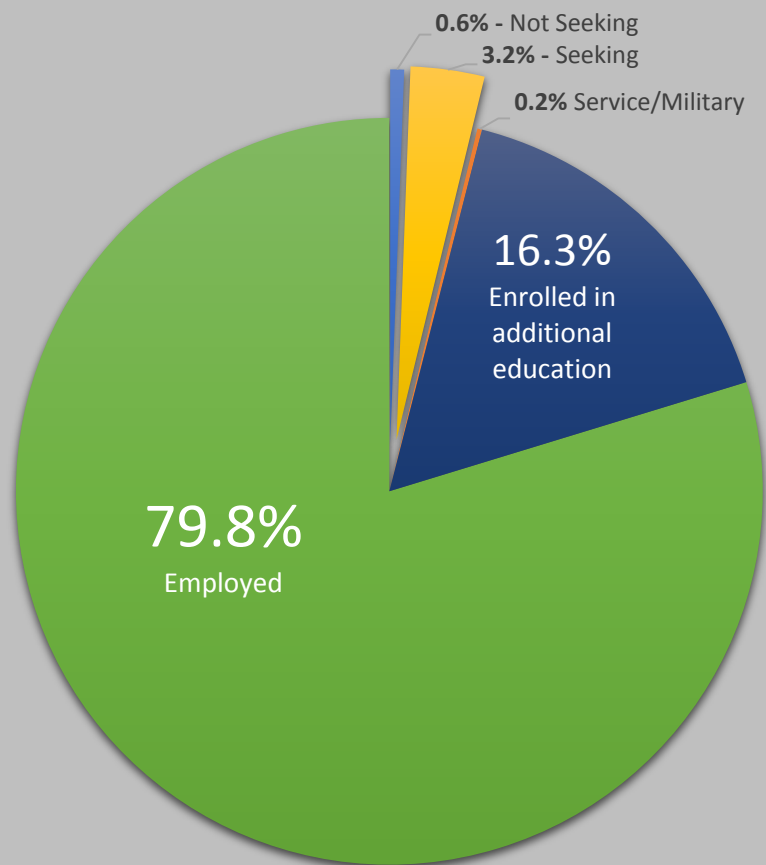


## UNIVERSITY OF SAINT FRANCIS CLASS OF 2016 DESTINATIONS

For the Class of 2016, data was collected for 529 of the 604 graduates, yielding a knowledge rate\* of 87.6%.

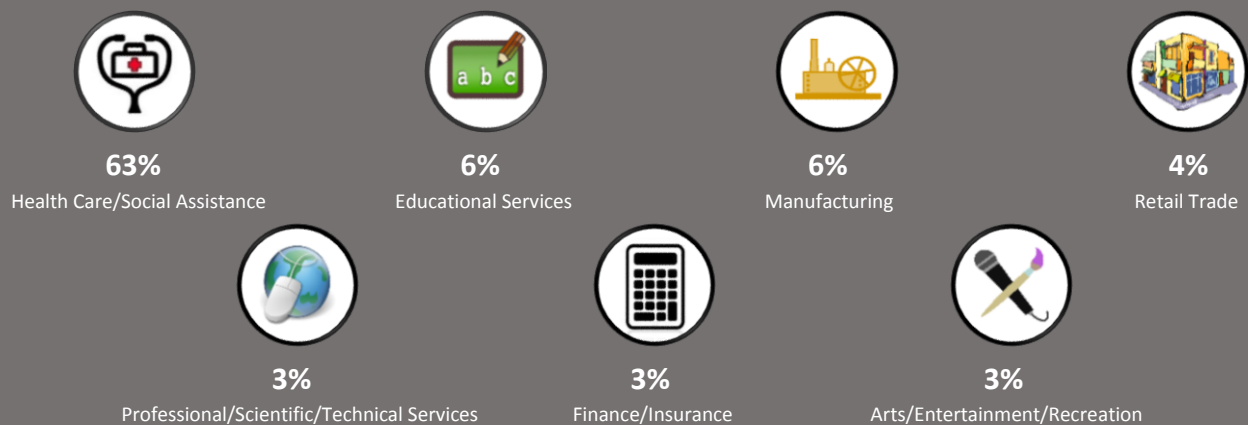
96.2% of the Class of 2016 are employed, in service/military, or enrolled in additional education (at any level).



*\*Knowledge rate refers to the percentage of graduates for whom knowledge of their first destination career outcomes has been obtained. This includes survey data provided by students, LinkedIn and Facebook profile information, National Student Clearinghouse enrollment data, and knowledge shared from academic departments.*

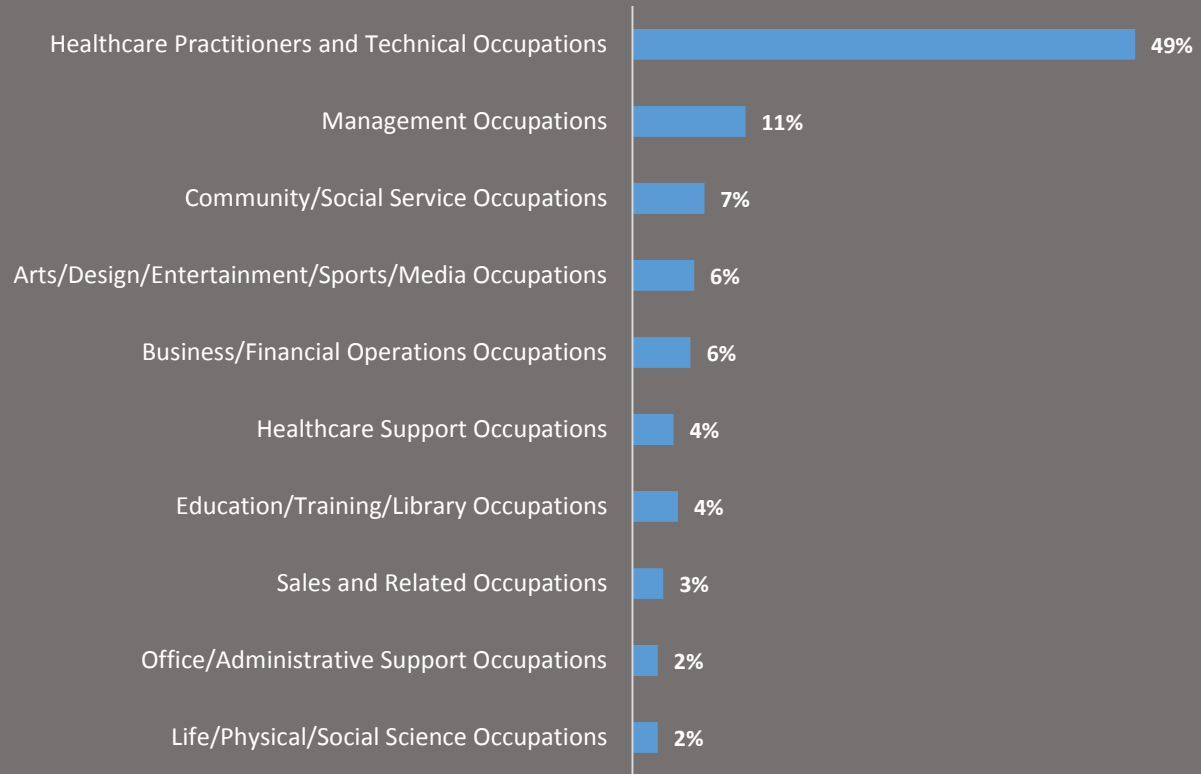
## EMPLOYMENT BY INDUSTRY

Of the 422 Class of 2016 graduates reporting a primary post-graduation destination of employment, 408 reported an employer name. Seven industries employ 88% of these graduates:



## EMPLOYMENT BY OCCUPATION

Of the 422 Class of 2016 graduates reporting a primary post-graduation destination of employment, 404 reported a job title. 94% of these graduates are employed in the following ten occupational categories:



## GRADUATE, PROFESSIONAL SCHOOL & OTHER CONTINUING EDUCATION DESTINATIONS

Of the 529 Class of 2016 graduates reporting a destination, 86 (16.3%) graduates are enrolled in additional education (at any level). The top three fields of study are:

